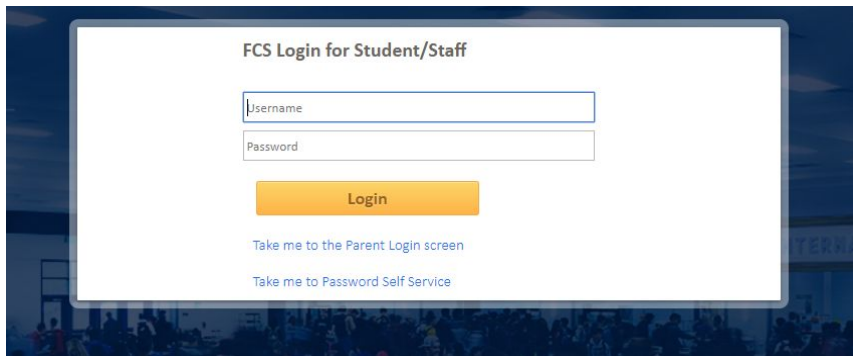


Navigating itslearning

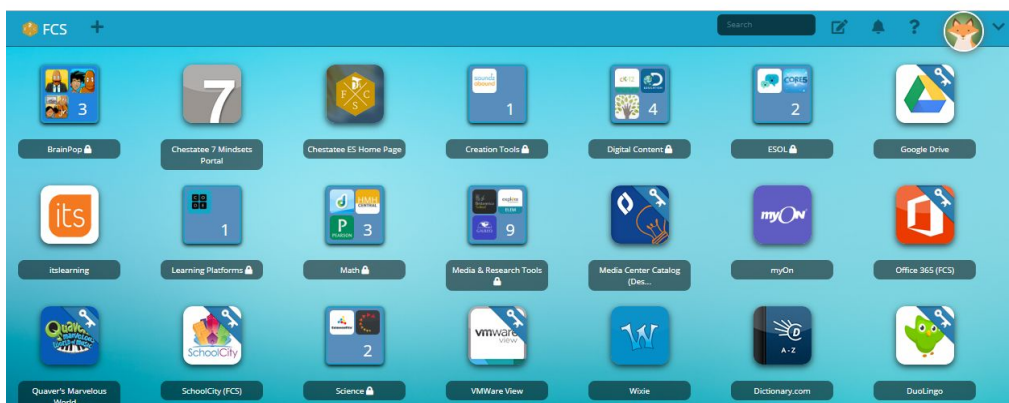
1. Go to the Chestatee website: www.forsyth.k12.ga.us/chestatee
2. Click on MYFCS (ITSLEARNING)



3. Sign-in. It's easiest to sign in as your student. Most students have their login in their take-home folder.



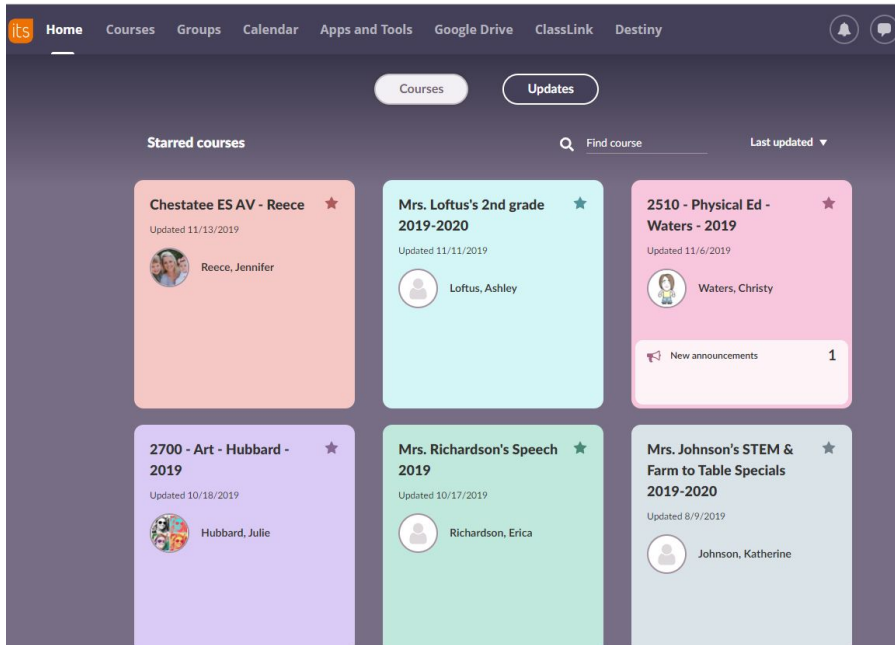
4. Find the itslearning app.



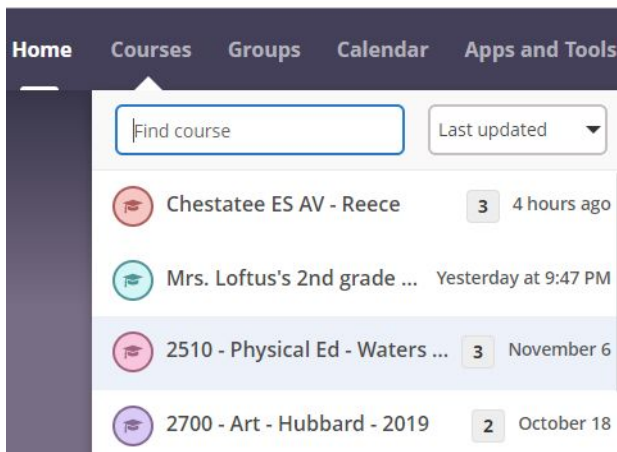
5. Click itslearning.




6. Find your student's homeroom teacher on the course page.



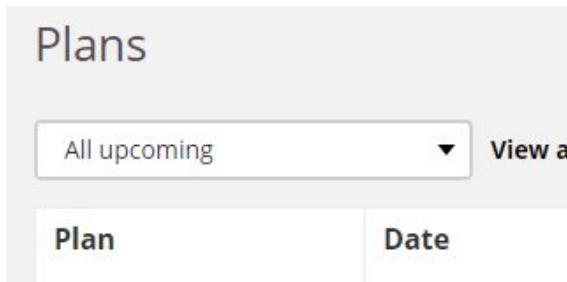
7. You can also find your child's homeroom teacher under the Courses button. Any teacher who works with your child will be listed here.



8. Click "Plans" under that Course.



9. Click the toggle button to show the date/s you need.



10. The plans will be listed with links and resources for the assignments.

The screenshot shows the full 'Plans' table. At the top, there is a dropdown menu set to 'All upcoming' and a button 'View all your plans'. To the right, there are buttons for 'Table' and 'List' views. The table has seven columns: Plan, Date, Description, Standards, Resources and activities, Homework, and Parent Corner. The first row contains the following information:

Plan	Date	Description	Standards	Resources and activities	Homework	Parent Corner
November 11- November 15, 2019	Nov 10 - Nov 16	This week in reading we will learn about fractured fairy tales. We will compare and contrast different versions of the same fairy tale. In writing, we will research animals and write informational pieces. In math, we will continue adding and subtracting using open number lines, hundreds charts, and break apart strategies. In science we will continue learning about the states of matter.	<ul style="list-style-type: none"> Ⓞ ELA2.L.1d Ⓞ ELA2.L.2a Ⓞ ELA2.L.2d Ⓞ ELA2.RL.1 Ⓞ ELA2.RL.6 Ⓞ ELA2.RL.9 Ⓞ ELA2.W.2 Ⓞ ELA2.W.7 Ⓞ M2.NBT.5 Ⓞ M2.NBT.8 <p style="text-align: center;">Show more</p>	<ul style="list-style-type: none"> 📖 Fractured Fairy Tales 📖 Adverbs 	<p>Homework</p> <p>Reading: Students should be reading approximately 15 minutes each night. Please record the minutes read and initial in the box on the calendar each night.</p> <p>Math: Please have your child practice the APTT skill weekly based on the goal you set at our APTT meeting.</p> <p>A math strategy is also provided on the homework sheet to help you understand the strategies we are using in class.</p> <p>Science and Social Studies vocabulary words are on the sheet also for you to discuss with your child. Your child is not responsible for memorizing or spelling the words.</p>	<p>Keeping You in the Loop</p>

11. Happy Learning!