

TOTAL Responders: 17,152

Survey with No Comments Section: 12,372

1. I am a:

		Response Total	Response Percent
FCS student		1195	10%
FCS parent/guardian (NOT a FCS staff member)		9285	75%
FCS certified staff (NO students in FCS)		563	5%
FCS classified staff (NO students in FCS)		149	1%
FCS certified staff AND FCS parent/guardian		895	7%
FCS classified staff AND FCS parent/guardian		285	2%
Total Respondents		12372	





2. Please select your grade level or the grade level(s) of your student(s):

		Response Total	Response Percent
Elementary		6938	56%
Middle		4288	35%
High		4809	39%
FCS staff (NO students in FCS)		336	3%
Total Respondents		12372	

3. Please select any of the services that you or your student(s) receives from FCS:

		Response Total	Response Percent
Early Intervention Program (EIP)		1221	40%
ESOL/English Language Learner		433	14%
Special Education/504 Accommodations		1881	62%
Total Respondents		3045	
(skipped this question)		9327	

4. This spring what type of device(s) did your student(s) use for online learning?

		Response Total	Response Percent
Laptop/Desktop/MacBook		9199	77%
Chromebook/Tablet/iPad		6334	53%
Cell Phone		3092	26%
Other		73	1%
Total Respondents		11932	
(skipped this question)		440	

5. If you or your student(s) utilized technology provided by FCS this spring, please check all that apply:

		Response Total	Response Percent
Chromebook		2443	93%
Kajeet		91	3%
Other		228	9%

Total Respondents 2625
(skipped this question) 9747

6. This spring did your student(s) have access to a reliable internet connection for online learning?

		Response Total	Response Percent
Yes		11593	98%
No		262	2%
		Total Respondents (skipped this question)	11855 517

7. Please rate the following aspects of this spring's online learning for school closure:

	Poor	Fair	Good	Very Good	Excellent	Response Total	
Execution of the online learning plan	4.72% (569)	14.94% (1800)	30.6% (3688)	28.83% (3474)	20.91% (2520)	12051	
Technical aspects/itslearning	6.55% (788)	19.99% (2405)	33.26% (4003)	25.98% (3126)	14.23% (1712)	12034	
Ease of finding lessons	6.15% (735)	16.27% (1945)	31.14% (3723)	27.08% (3238)	19.36% (2314)	11955	
Length of lessons given in relation to the student's age (time spent working)	8.79% (1058)	19.76% (2379)	31.65% (3810)	23.98% (2886)	15.82% (1904)	12037	
Amount of time to complete assignments (due dates)	3.81% (459)	11.36% (1368)	31.27% (3767)	29.32% (3532)	24.23% (2919)	12045	
Teacher/staff communication	4.41% (530)	12.23% (1470)	22.58% (2715)	25.93% (3117)	34.85% (4190)	12022	
						Total Respondents (skipped this question)	12108 264

8. What is your comfort level with students returning physically to school in August?

		Response Total	Response Percent
Extremely comfortable		3263	26%
Very comfortable		2035	16%
Moderately comfortable		2297	19%
Slightly comfortable		1802	15%
Not at all comfortable		2953	24%
		Total Respondents (skipped this question)	12350 22

Survey with Comments Section: 4,780

1. I am a:

		Response Total	Response Percent
FCS student		771	16%
FCS parent/guardian (NOT a FCS staff member)		3346	70%
FCS certified staff (NO students in FCS)		235	5%
FCS classified staff (NO students in FCS)		57	1%
FCS certified staff AND FCS parent/guardian		285	6%
FCS classified staff AND FCS parent/guardian		86	2%
		Total Respondents	4780

2. Please select your grade level or the grade level(s) of your student(s):

		Response Total	Response Percent
Elementary		2529	53%
Middle		1711	36%
High		1864	39%
FCS staff (NO students in FCS)		133	3%
Total Respondents		4780	

3. Please select any of the services that you or your student(s) receives from FCS:

		Response Total	Response Percent
Early Intervention Program (EIP)		473	41%
ESOL/English Language Learner		196	17%
Special Education/504 Accommodations		699	60%
Total Respondents (skipped this question)		1161	3619

4. This spring what type of device(s) did your student(s) use for online learning?

		Response Total	Response Percent
Laptop/Desktop/MacBook		3660	80%
Chromebook/Tablet/iPad		2340	51%
Cell Phone		1164	25%
Other		26	1%
Total Respondents (skipped this question)		4589	191

5. If you or your student(s) utilized technology provided by FCS this spring, please check all that apply:

		Response Total	Response Percent
Chromebook		873	93%
Kajeet		31	3%
Other		86	9%
Total Respondents (skipped this question)		936	3844

6. This spring did your student(s) have access to a reliable internet connection for online learning?

		Response Total	Response Percent
Yes		4408	98%
No		109	2%
Total Respondents (skipped this question)		4517	263

7. Please rate the following aspects of this spring's online learning for school closure:

	Poor	Fair	Good	Very Good	Excellent	Response Total
Execution of the online learning plan	5.17% (240)	15.9% (738)	33.14% (1538)	27.24% (1264)	18.55% (861)	4641
Technical aspects/itslearning	6.61% (307)	20.51% (952)	34.91% (1620)	24.5% (1137)	13.47% (625)	4641
Ease of finding lessons	6.1% (281)	17.69% (815)	31.69% (1460)	26.85% (1237)	17.67% (814)	4607
Length of lessons given in relation to the student's age (time spent working)	9.57% (442)	20.52% (948)	31.88% (1473)	22.83% (1055)	15.21% (703)	4621

Amount of time to complete assignments (due dates)	4.69% (217)	13.16% (609)	30.94% (1432)	28.89% (1337)	22.32% (1033)	4628
Teacher/staff communication	5.78% (267)	12.65% (584)	24.79% (1145)	24.14% (1115)	32.63% (1507)	4618
					Total Respondents	4660
					(skipped this question)	120

8. What is your comfort level with students returning physically to school in August?

		Response Total	Response Percent
Extremely comfortable		1319	28%
Very comfortable		708	15%
Moderately comfortable		857	18%
Slightly comfortable		675	14%
Not at all comfortable		1197	25%
		Total Respondents	4756
		(skipped this question)	24

9. Please provide additional comments:

*See separate attachment.