

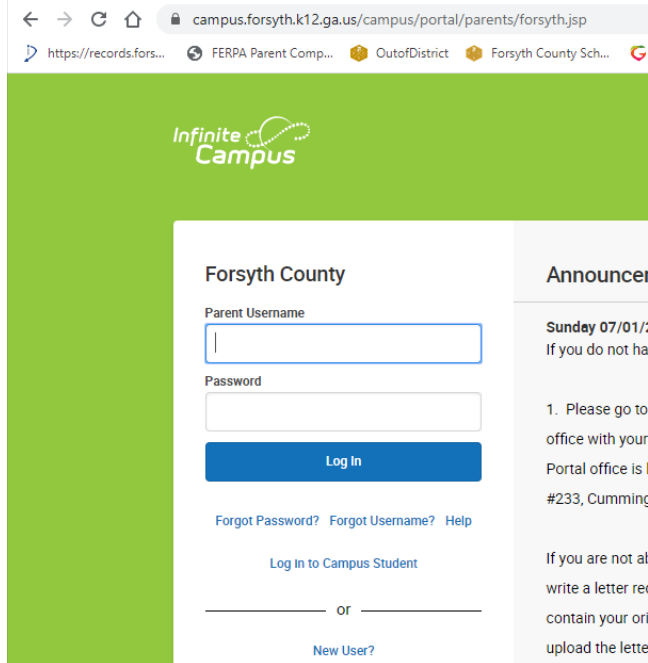
Denying FVA Summer School High School Credit - Parent Portal

ONLY COMPLETE THESE STEPS IF YOU DO NOT WANT THE HIGH SCHOOL CREDIT ON YOUR STUDENT'S TRANSCRIPT. ONCE CREDIT IS DENIED, YOU CANNOT CHANGE YOUR MIND. THE GRADE CANNOT BE ADDED TO THE STUDENT TRANSCRIPT AT A LATER DATE.

CONVERSELY, IF THE DENIAL FORM IS NOT COMPLETED BY THURSDAY JULY 15TH AT 5:00 PM EST, THE CREDIT WILL POST TO YOUR STUDENT'S TRANSCRIPT AND CANNOT BE REMOVED AT A LATER DATE.

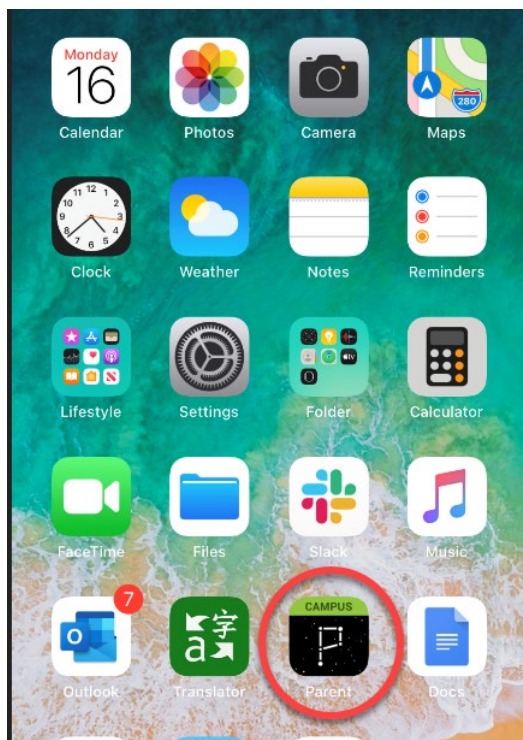
1. Login to your Parent Portal account or go to your Campus Parent app on your smart phone.

Parent Portal on a computer:

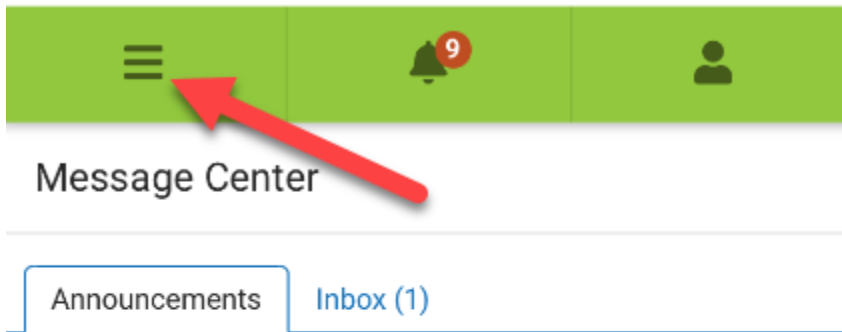


The screenshot shows a web browser window with the URL campus.forsyth.k12.ga.us/campus/portal/parents/forsyth.jsp. The page features the "Infinite Campus" logo at the top left. The main content area is titled "Forsyth County" and contains a login form with fields for "Parent Username" and "Password", a "Log In" button, and links for "Forgot Password?", "Forgot Username?", and "Help". Below the form is a link for "Log in to Campus Student" and a "New User?" link. To the right of the login form is an "Announcer" section with a date "Sunday 07/01/20" and a list of instructions.

Campus Parent on a smart phone:



2. Once you log in, you arrive at the Message Center. Click on the 3 lines in the green area in the top left corner.



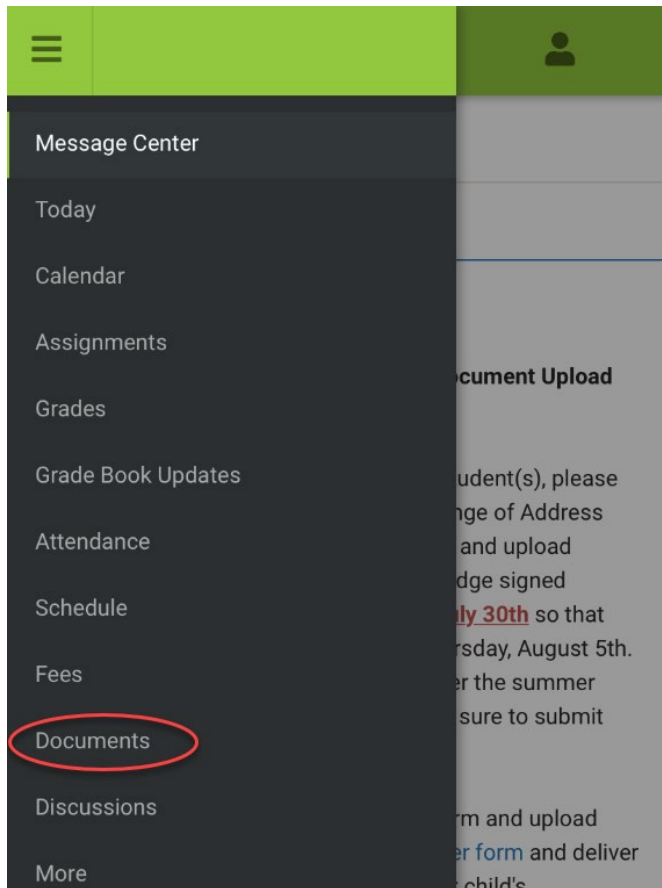
District Announcement

Wednesday 08/07/2019

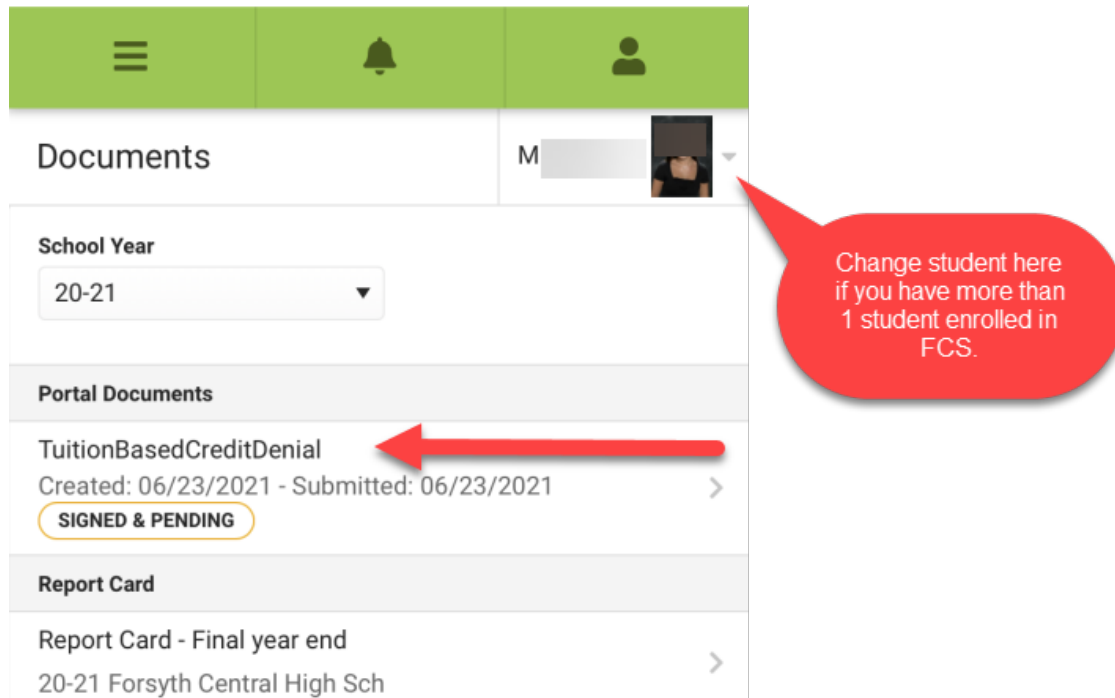
Important Reminder about Changes of Address, Custody, and/or Guardianship Changes:

If you have a change of address, custody, and/or guardianship change for your student(s), please provide your documentation. You may upload ([click her for upload link](#)) or hand deliver your documents to your child's

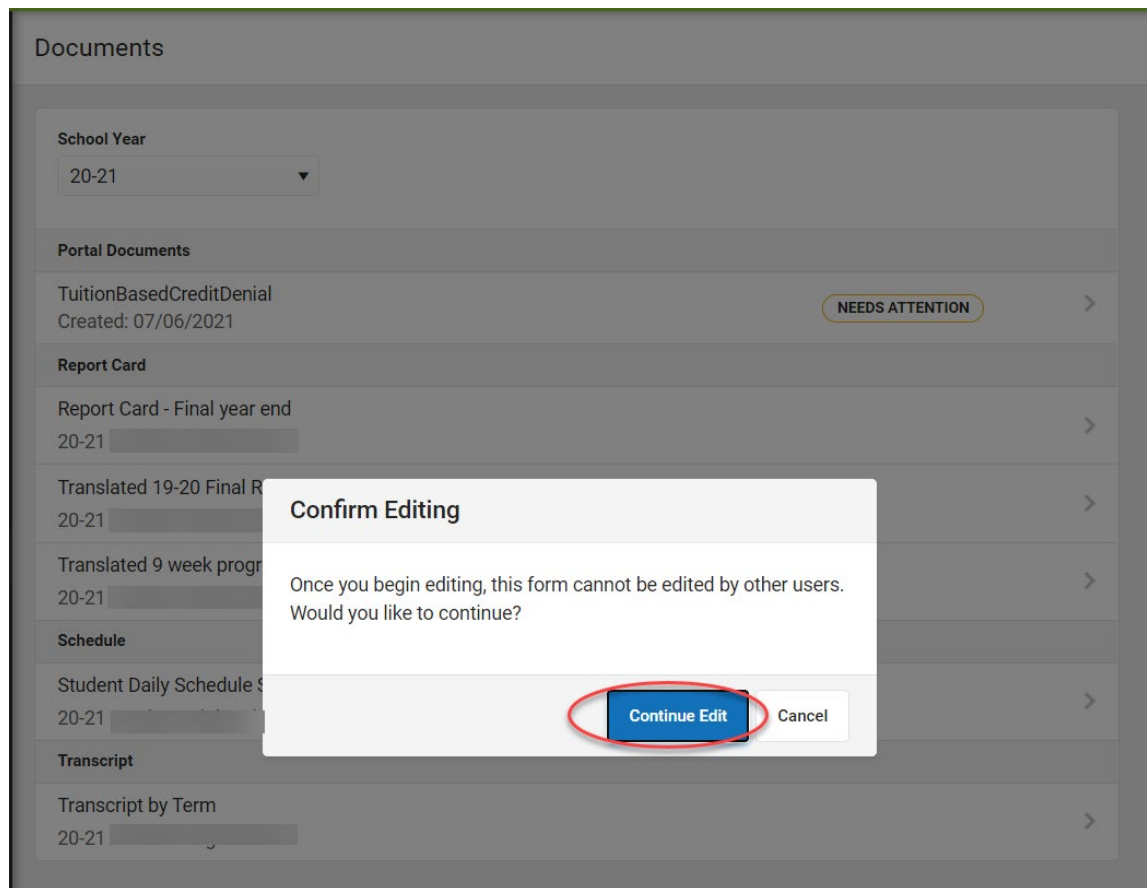
3. The dropdown menu will appear, and then select the Documents option.



4. Inside the Documents tab, you will see your student's picture in the right corner. If you have more than one student, you can change the student from this screen by clicking on the arrow next to the student's picture in the right corner. Once you have the correct student, find the Portal Documents section and click on TuitionBasedCreditDenial.



5. Click the Continue Edit button.



6. The Credit Denial Form comes up. Check the student name and grade. Then, select the drop-down menu next (1). If there is a second course to deny the credit, select the drop-down menu next to (2).



Dr. Jeffrey Bearden, Superintendent • 1120 Dahlonega Highway • Cumming, Georgia 30040 •

Telephone 770.887.2461 • Fax 770.781.6632

Forsyth Virtual Academy Tuition Based Course Credit Denial Request Form

Directions: If you DO NOT want your student to have the FVA summer school course credit posted to his/her transcript, please complete the information on this form and submit by July 15, 2021 by 5:00 PM.

Student Name:

Student's Current Grade Level (2020/21):

School Providing the Course: Forsyth Virtual Academy

Course(s) Requesting Denial of Credit for:

(1) ▼

(2) ▼

Select the drop down arrow to find the course that the credit is being denied.

Forsyth County Schools Regulation JBC(4)-R(0) states:

Students who take self-paid on-line courses have the option of whether or not to have the course grade and credit posted to their transcript; however, if the course(s) is to be used to satisfy prerequisite and/or graduation requirements, the course must become part of the student's official transcript unless the student plans to repeat the course. Once the credit is posted on the high school transcript it cannot be removed.

We DO not want the summer school course credit posted to the high school transcript.

On the next page, you are signing to acknowledge the receipt of this form and that you are the consenting parent/guardian for the student listed at the top of this form and per the Electronic Signature Act, acknowledge that your electronic signature constitutes your legal signature just as if it were your written or faxed signature.

only complete this form for class credit denial

Forsyth County Schools does not discriminate on the basis of race, color, religion, national origin, age, disability, or gender in employment decisions or educational programs and activities.

7. Scroll down to the signature page. Click **on** the red signature button. The parent/guardian name associated with the account log in will appear. **Only sign the document if you are the person whose name is listed because per the Electronic Signature Act an electronic signature is equivalent to a written or faxed signature, and you are acknowledging you are the person listed on this electronic signature. Once you accept the font of the electronic signature, the document is signed.** If more than 1 parent/guardian has a Parent Portal account, both parent/guardian names appear. However, the first parent/guardian to sign the document will be the verifying parent/guardian. Once the document is signed, it cannot be changed.

Signature Page, page 1 of 1

TuitionBasedCreditDenial

This electronic signature, for all purposes of legal documents, is the same as a pen-and-paper signature or initial.



Parent/Guardian Signature

Date

Printed Name

This electronic signature, for all purposes of legal documents, is the same as a pen-and-paper signature or initial.

Signature Pending

Parent/Guardian Signature

Date

Printed Name